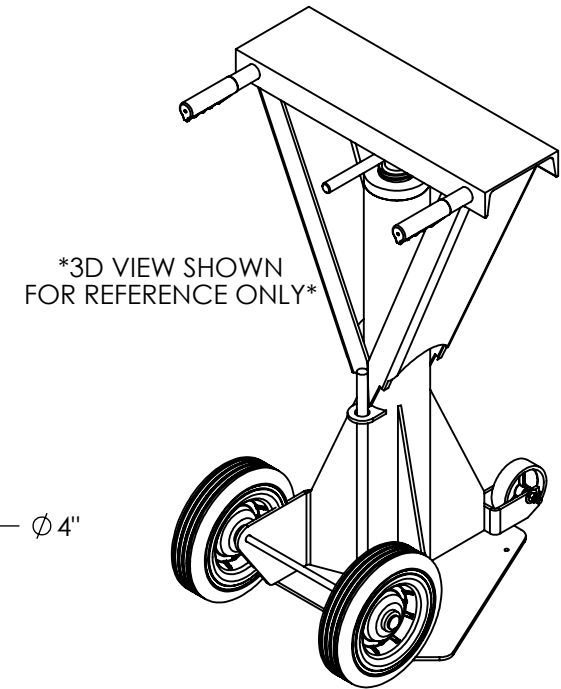
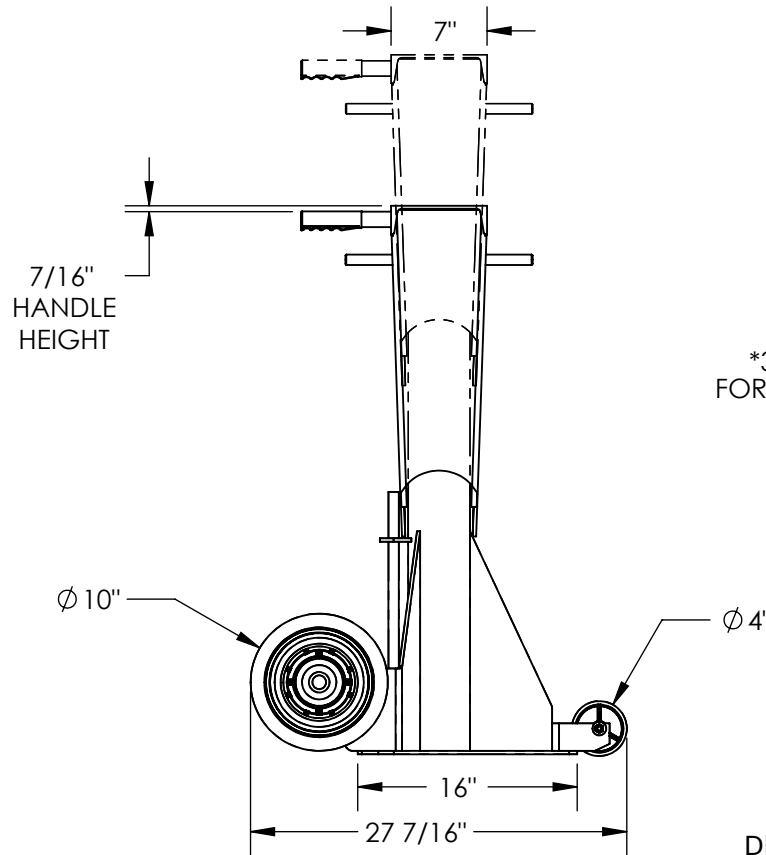
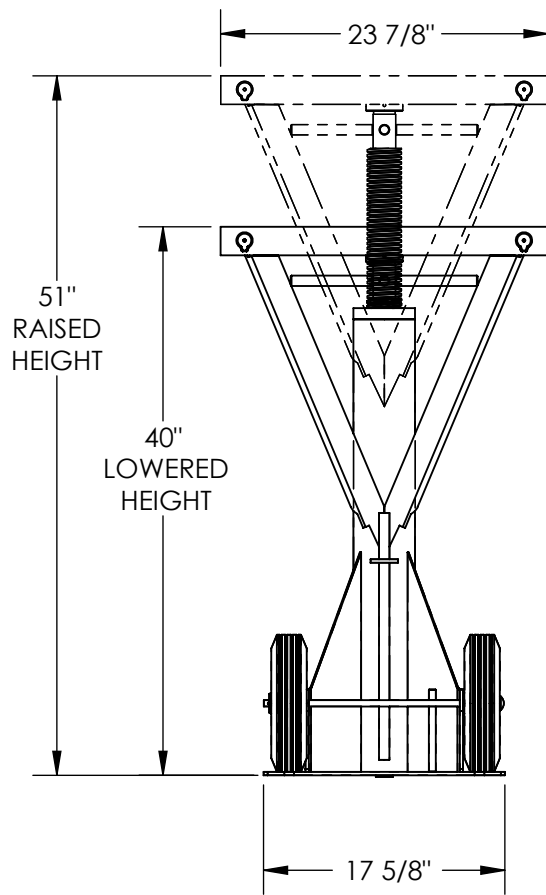


# SPIN TOP BEAM JACK - SP-TOP-BEAM-100

APPROX WEIGHT: 165.04 lbs.  
DOES NOT INCLUDE WEIGHT OF POWER OR PACKAGING!!!

\*\*\* ANY ADDITIONS, DELETIONS, OR OMISSIONS MUST BE CORRECTED ON THIS DRAWING AS THIS DRAWING WILL BE CONSIDERED ALL INCLUSIVE \*\*\*

ALL GRAPHICS PROVIDED ARE FOR REFERENCE ONLY. IF CERTAIN DIMENSIONS ARE CRITICAL PLEASE VERIFY THOSE DIMENSIONS WITH YOUR SALESPERSON



\*3D VIEW SHOWN FOR REFERENCE ONLY\*

DIMENSION TOLERANCE ± 1/4"

## STANDARD FEATURES

- MODEL NUMBER: SP-TOP-BEAM-100
- OVERALL WIDTH: 23 7/8"
- OVERALL LENGTH: 27 7/16"
- LOWERED HEIGHT: 40"
- RAISED HEIGHT: 51"
- MAX CAPACITY: 100,000 LBS.
- LIFTING CAPACITY: 50,000 LBS.
- (2) Ø10" HARD RUBBER WHEELS
- (1) Ø4" STEEL WHEEL
- TOUGH BAKED IN POWDER COATED YELLOW FINISH

## SPECIAL FEATURES

NONE

**APPROVAL**

I, THE UNDERSIGNED, AGREE THAT THE PRODUCT AS REPRESENTED SATISFIES DESIGN AND DIMENSION REQUIREMENTS. I ALSO ACKNOWLEDGE MY DUTY TO CONFIRM PRODUCT AND INSTALLATION COMPLIANCE WITH ALL APPLICABLE FEDERAL, STATE AND LOCAL REGULATIONS AND STANDARDS.

**ANY MODIFIED UNITS ARE NON-RETURNABLE**

[ ] As drawn [ ] As marked

Signed: \_\_\_\_\_ Date: \_\_\_\_\_

Printed Name: \_\_\_\_\_

LEAD TIME WILL START UPON RECEIPT OF SIGNED APPROVAL DRAWING

FOR INTERNAL USE ONLY PROJECT SIGN OFF	
SALES	
ENG.	
FAB.	
POWER	

DISTRIBUTOR'S NAME:		P.O.#
VESTIL MANUFACTURING		X
DRAWN BY: BCN	DATE: 12/2/2016	W.O.#
REFERENCE: X	SCALE: 1:14	X
QUOTED LEAD TIME: X	QUOTE #	FILE NAME:
	X	13-007-040

MAXIMUM WORKING CAPACITY AT GRADE(%)								
0.00%	0.50%	1.00%	1.50%	2.00%	2.50%	3.00%	3.50%	4.00%
100,000	80,000	66,000	55,000	46,000	41,000	37,000	33,000	29,000